



The Protector by Your Side



Fully automated dose preparation and patient infusion in a single, easy-to-use, mobile system* to:

- Reduce clinicians radiation exposure
- Improve delivered patient dose accuracy
- Personalize patient care
- Drive operational efficiency

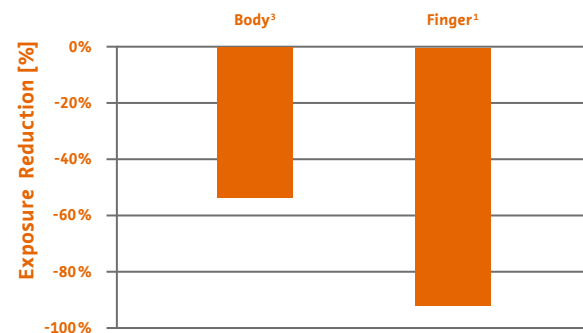
medrad[®] Intego
PET Infusion System

Safety, Accuracy and Efficiency. All in One System.

Using a fully-shielded, mobile design, the system infuses accurate, repeatable, patient-specific doses from a multi-dose vial, all managed through a simple touchscreen.

Safety for Clinicians

- › Automated dose preparation and patient infusion enable hands-off operation and increased distance from the activity source
- › Tungsten and lead shielding provide reduction in radiation exposure for clinicians
- › The MEDRAD® Intego PET Infusion System has been documented to reduce operator radiation exposure in PET procedures (please refer to radiology.bayer.com for Clinical Experience References)



Clinical Experience


Body and extremities exposure reduction compared to manual injection:

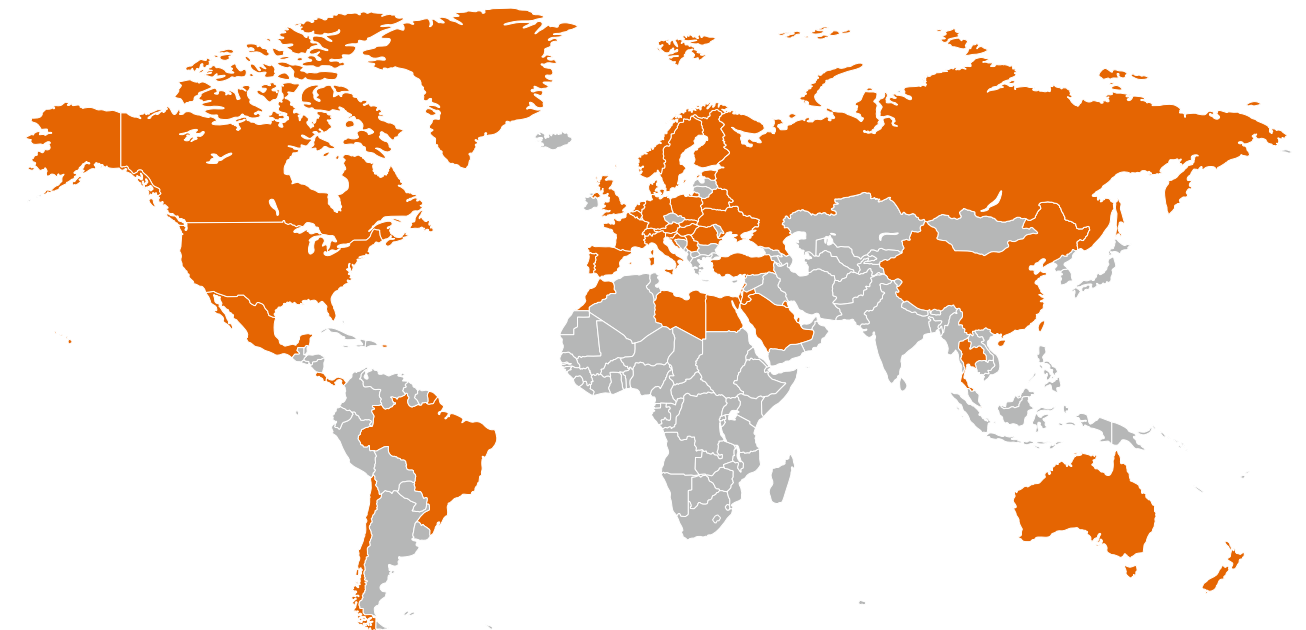
- › 94% reduction in operator extremity dose¹
- › 10-fold decrease in staff extremity and body doses during administration²
- › 59.3% reduction in body dose³

¹ Lecchi M, et al. Eur J Nucl Med Mol Imaging. 2012;39(11):1720-1729.
² Schleipman AR, Gerbaudo VH. J Nucl Med Technol. 2012;40(4):244-248.
³ Maimone S, et al. SNM 2012, J Nucl Med. 2012;53(Supplement 1):1519

One System. More than 3.5 Million Proven Results.

3.5 million times** around the world, MEDRAD® Intego has been trusted for PET infusions. The MEDRAD® Intego PET Infusion System has an installed base of more than 400 units in more than 45 countries.

 Ask about our clinical experience references to see how MEDRAD® Intego is providing benefits to sites around the world



MEDRAD® Intego placements as of March 2017. Contact your authorized Bayer representative for the most current list of sites near you.

** Based on worldwide Patient Administration Set (PAS) sales data August 2008–January 2019

Accuracy of Delivered Dose

High Accuracy of Delivered vs. Prescribed Dose

Dose preparation, patient infusion, and saline flush all combined into one system with highly accurate delivered vs. prescribed dose

Clinical Experience

2% Difference between prescribed and delivered activity^{4,5}

Delivered Dose vs. Prescribed Dose

EANM Variability Guidelines Compared to MEDRAD® Intego IRRIS Data



⁴ Sanchez RM, et al. Radiat Prot Dosimetry. 2015;165(1-4):457-460.

⁵ Source: IRRIS Database (5/21/2013). Data on file. IRRIS – Intego Radiation Reduction Initiative & Survey.

⁶ Boellaard R, et al. Eur J Nucl Med Mol Imaging. 2010;37(1):181-200.

Personalize Patient Care

Deliver Personalized Patient Dose

Patient-specific dosing calculation and precise administration with automated weight-based dosing from a simple touchscreen

Clinical Experience

43% median dose reduction for weight-based dosing vs. standard injections in a study of 24,716 FDG PET administrations with MEDRAD® Intego⁷



In compliance with HIPAA regulations, patient information listed on the GUIs are fictitious examples only and do not contain any actual patient data.

⁷ Del Sole A, Lecchi M, Lucignani G. Radiat Prot Dosimetry. 2016;168(3):337-342.

Drive Operational Efficiency

Efficiency and Workflow Benefits for PET Departments

- › Eliminate non-value added steps with Automated dose preparation, administration, and documentation
- › Schedule flexibility to respond to patients who arrive late or require unexpected prep time with Dose-on-demand functionality from a multi-dose vial
- › Streamline processes and workflow with USB connectivity to HIS/RIS/, mobility, and full battery operation

Clinical Experience

“Improved pace and accuracy in a busy clinical PET department. Staff time, physical labor, and distractions were saved.”



NEW! MEDRAD® Intego Goes Wireless with MEDRAD® Intego Connect

- › Save time and steps through wireless PET schedule import
- › Automated Infusion Records and Radiation Dose Tracking with wireless export of Infusion records and Radiation Dose to PACS

A PET Infusion System with the Precision, Flexibility, Safety, Efficiency, and Reliability That Matters ... to Your Next Patient.

Post Sales Service

- › **Bayer Equipment Service** is built on optimizing uptime, maximizing value, reducing risk, and keeping Bayer devices performing at peak efficiency

Ordering Information

Item description	Catalog #
MEDRAD® Intego PET Infusion System	INT SYS 200
Source Administration Set (SAS)	INT CSS
Patient Administration Set (PAS)	INT CPS
MEDRAD® Intego Connect	SW - WLST, SW - IRPACS and SW - RDPACS



Technical Specifications

Description	Specification
Weight	355 kg
Dimensions	50.8 cm wide, 69.2 cm deep, 130.7 cm high
Maximum radioactivity	27.75 GBq for shielding effectiveness / 25.9 GBq for dose preparation
Concentration range	12.3–3,700 MBq/mL
Saline test injection range	5–30 mL
Additional saline flush range	0–30 mL
Dose range	37–925 MBq
Dose accuracy	± 2% of the measured dose
Flow rate	0.5 mL/sec or 1.0 mL/sec
System driving speed	0.4–0.67 m/s
System radiation profile	<ul style="list-style-type: none"> › Peak rate equal to or less than 0.014 mSv/hr at 30.5 cm from any surface of the cart with 27.75 GBq in the vial › Peak rate equal to or less than 0.001 mSv/hr at 30.5 cm from the surface in the Operator Position with 27.75 GBq in the vial



Clear Direction.

From Diagnosis to Care.

Every day its your expertise that provides clear direction on a patients clinical journey. Putting an end to uncertainty. We recognize the difference you make. Thats why were committed to supporting you in your crucial task. Every single day.

More information on radiology.bayer.com

Bayer reserves the right to modify the specifications and features described herein or to discontinue any product or service identified in this publication at any time without prior notice or obligation. Please contact your authorized Bayer representative for the most current information.

All patient data that appear in this document are fictitious. No actual patient information is shown.

Bayer, the Bayer Cross, MEDRAD and MEDRAD Intego are trademarks owned by and/or registered to Bayer in the U.S. and/or other countries. Other trademarks and company names mentioned herein are properties of their respective owners and are used herein solely for informational purposes. No relationship or endorsement should be inferred or implied.

© 2020 Bayer. This material may not be reproduced, displayed, modified or distributed without the express prior written consent of Bayer.

Disclaimer: This brochure is circulated solely for informational purpose. The information contained herein should not be utilized to diagnose or treat a health problem or disease without referring to the product information for the product referenced.

For the use of registered medical practitioners or laboratory or hospital only.



Bayer Pharmaceuticals Private Limited,
Bayer House, Hiranandani Estate, Thane,
India. Pin: 400 607 or
email - medicalinfo.india@bayerzyduspharma.com

More information on
radiology.bayer.com